


LESSON 1

Activity 1


Draw a fish, a bird and a dog

Dog



Bird

Fish



Activity 2**Sort animals into groups**

We are going to work in groups of 5 children. Each one will have a set of animal cards and a big sheet with a circle on it.

Look at the cards

Which animals have you got?

Let's count the legs: 2 legs, 4 legs, no legs

Find animals with 4 legs and put them in the circle

-dog: 4 legs. The dog **has got** 4 legs

-bird: 2 legs. The bird **has got** 2 legs





Find animals that live in a farm or at home. Put them in the circle.





Find animals with 2 legs. Put them in the circle.





Activity 3

Odd one out

Draw a circle around the odd animal out


			
Lion	Duck	Cow	Dog

			
Penguin	Duck	Parrot	Dog

			
Lion	Duck	Shark	Donkey

LESSON 2

Activity 1

Put a **red circle** around all the mammals 


Put a **green circle** around all the egg layers 



Lion




Duck




Shark



Camel



Horse



Dolphin



Cow



Hen




Pelican

Activity 2


Draw the mammals in the box labelled “MAMMALS”

Mammals



Draw the egg layers in the box labelled “EGG LAYERS”

Egg layers



Activity 3**Can you find the animals in the puzzle?**

Words Used

EGGLAYER, DOLPHIN, PELICAN, MAMMAL, SHARK, CAMEL, HORSE, BIRD, LION, DUCK, FISH, COW, HEN.

H	D	B	S	A	L	N	R	C	J	D	A
O	U	S	U	A	I	E	N	D	O	U	K
R	C	F	M	H	Y	P	Z	B	D	W	J
S	K	M	P	A	N	K	L	I	O	N	R
E	A	L	L	H	E	N	O	R	R	X	M
M	O	G	S	H	A	R	K	D	H	I	C
D	G	C	A	M	E	L	V	S	S	W	P
E	S	S	E	C	P	M	I	C	H	J	J
C	N	I	N	T	K	F	G	U	E	N	G
T	S	B	M	B	Z	U	O	W	K	F	P
C	E	F	F	U	O	I	Y	J	P	H	C
G	P	P	E	L	I	C	A	N	Q	F	M

Activity 4**Memory game**

We are going to work in groups of 5 children. Each one will have a set of animal cards. Let's play memory game.

LESSON 3

Activity 1

Jigsaw

We are going to work in groups of 5 children. Each one will have a jigsaw puzzle. These jigsaws are cut into small pieces. Put them back together.


Activity 2

Body parts. Power point. Explanation

Activity 3

Label the body parts: ELEPHANT


Trunk, ears, eyes, body, head, legs, tail



Activity 3

Label the body parts: DOG

Muzzle, ears, eyes, body, head, legs, tail




LESSON 4

Activity 1






Birds body parts

1-Draw a bird



2- After your observation, do you want to change anything?

3-Look at your bird, Can you describe it?

The bird has got 2..... 
The bird has got a..... 
The bird has got..... 
The bird has got 2..... 
The bird has got a..... 

Activity 2

Types of birds

Let's learn the names of some birds.

Activity3


Poster

Groups of 4 children have to draw the 8 birds already studied. They cut out, colour in and put them together in order to have a big poster of birds.

LESSON 5

Activity 1


Look at the sardine. Can you draw it?



Activity2. Can you find the body parts in this fish? PP (page 10)

Activity 3

1- Can you name these fish?

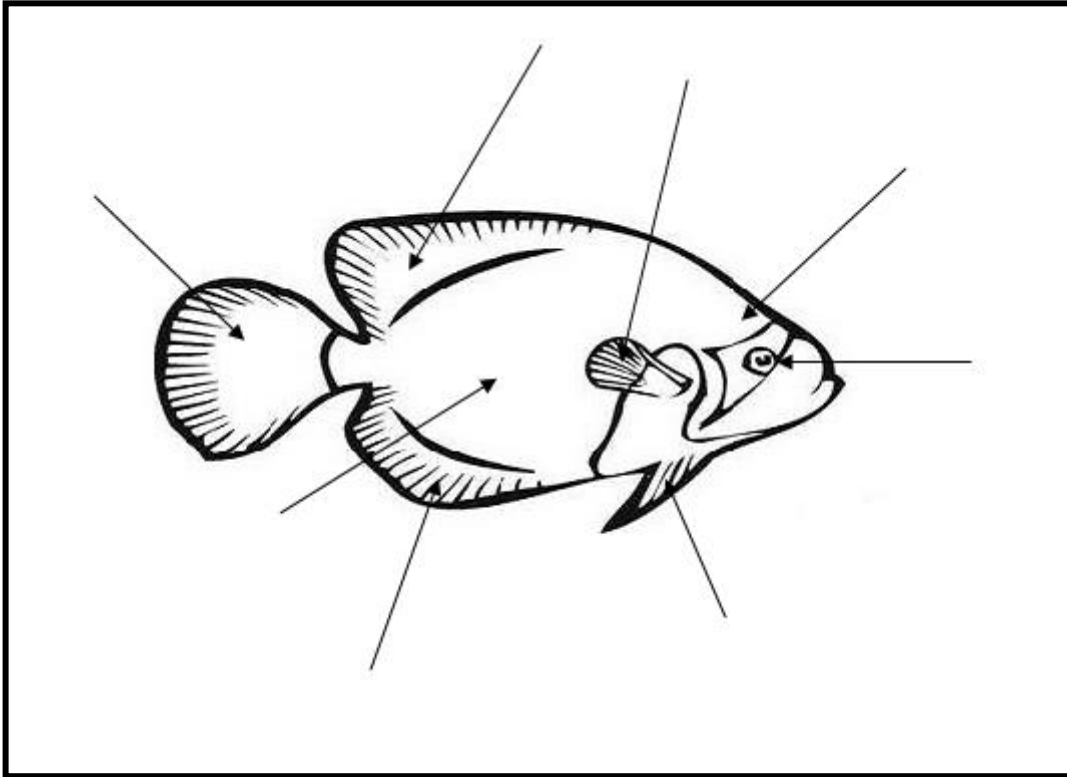


How are fish similar to each other?

Fish have got _____

2- Label the body parts: head, fins, tail and eyes.

Draw the scales in the fish



Activity 4

Fish or bird

1-Circle all the birds in green

Circle all the fish in red

Seagull **goldfish** swan DUCK cod ~~sardine~~ ~~hen~~ shark

2- Which animal has got

Feathers _____ → Bird or Fish

Fins _____ → Bird or Fish

Legs _____ → Bird or Fish

Scales _____ → Bird or Fish

Head _____ → Bird or Fish


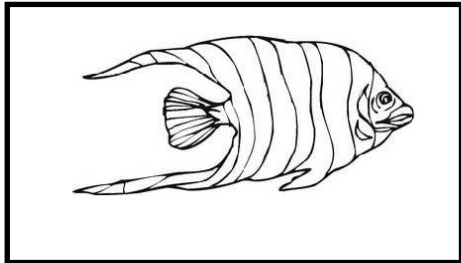
3- Sort the animals in 2 groups:

Seagull **goldfish** swan DUCK cod ~~sardine~~ ~~hen~~ shark

FISH	BIRDS

4-Let's think:

Look at the animals. How are birds different from fish?



Birds have got..... and fish have got.....

LESSON 6

Activity 1

Can you tell me...?

-What is a bird?

-What is a fish?

-What is a mammal?



Activity 2

Where are the animals?

Work with your partner:

1-Draw a landscape and draw 3 animals in the **water**, 3 animals on **land** and 3 animals in the **air**

2- Look at the chart and tick the correct answer:

	Elephant	Dolphin	Duck	Shark	Dog	Penguin	Sardine
Swim							
Fly							
Run							
Walk							
Jump							

3-Explain how animals move:

Swim-fly-run-walk-jump

Elephants _____

Dolphins _____

Ducks _____

Sharks _____

Dogs _____

Penguins _____

Sardines _____

4- Animals' quiz

Work with your partner. Answer the questions


1-Which BIRDS can swim?

2-Which BIRD cannot fly?

3- Which MAMMALS can swim?













4- Which MAMMALS can jump?

5-Which MAMMAL cannot walk?



LESSON 7**Activity 1****Can you feed the animals?**

These animals are very hungry. Can you feed them? .Draw some food for each one.

 eagle		
 bear		
 shark		
 giraffe		
 pig		
 elephant		

Fill in the blanks: Choose

Carnivores, omnivores, herbivores

Eagles are _____

Bears are _____

Elephants are _____

Giraffes are _____

Pigs are _____

Sharks are _____

Activity 2

Game: Guess the animal.

Look at the cards, draw the animal in each one and cut them out

<p>A HERBIVORE An animal that eats only plants</p> <p>RABBIT</p>	<p>A HERBIVORE An animal that eats only plants</p> <p>GIRAFFE</p>
<p>A HERBIVORE An animal that eats only plants</p> <p>ELEPHANT</p>	<p>A HERBIVORE An animal that eats only plants</p> <p>COW</p>

<p>A CARNIVORE An animal that eats only meat</p> <p>LION</p>	<p>A CARNIVORE An animal that eats only meat</p> <p>DOG</p>
<p>A CARNIVORE An animal that eats only meat</p> <p>CAT</p>	<p>A CARNIVORE An animal that eats only meat</p> <p>SHARK</p>

<p>AN OMNIVORE An animal that eats plants and meat</p> <p>RAT</p>	<p>AN OMNIVORE An animal that eats plants and meat</p> <p>BEAR</p>
<p>AN OMNIVORE An animal that eats plants and meat</p> <p>PIG</p>	<p>AN OMNIVORE An animal that eats plants and meat</p> <p>CHIMPANZEE</p>

Game Rules:**Groups of 3**

Shuffle the cards and each take 4

ASK one question each time, choose from three:

1-Do you have a Herbivore?

2-Do you have a Carnivore?

3-Do you have an Omnivore?

ANSWER:

1-Yes I do

2-No I don't

If the answer is **Yes I do**, guess which animal it is and ASK again:

Is it a (animal)?

ANSWER:

1-Yes it is

2-No it isn't

Keep the card if the answer is **yes it is**

The player with the most cards is the **winner**.

LESSON 8**THE ZOO****Activity 1****The Map**

A- Draw 6 animals you can find in a Zoo

Look at the map.

1- Are all your animals in the Zoo?

YES NO

2- If **NO** which animals are not in the Zoo?

3- Can you see any fish?

4- Where are the fish in Barcelona?

B- Look at the map again (part A). Which animal is

02-----

06-----

03-----

15-----

C- Look at the map (part B). Which animal is....

17-----

22-----

20-----

23-----

D- Look at the map (part C). Which animal is....

56-----

57-----

E- In the map there are some Symbols (very simple pictures). Look at them. Can you draw 3 of them?

Toilets	Telephone	First Aid

Activity 2**The visit****RECORDING:**

1-Write down the name of 8 animals you see at the zoo and colour the right answer: mammal or bird

Animal	Mammal	Bird

2-What do your animals eat? Colour the right answer

Animal	Carnivore	Herbivore	Omnivore

3- Where do your animals live? Colour the right answer

Animal	Land	Water	Air

4-Tick the symbols you see during the visit.

If you see any other symbol during the visit, draw it in the empty box

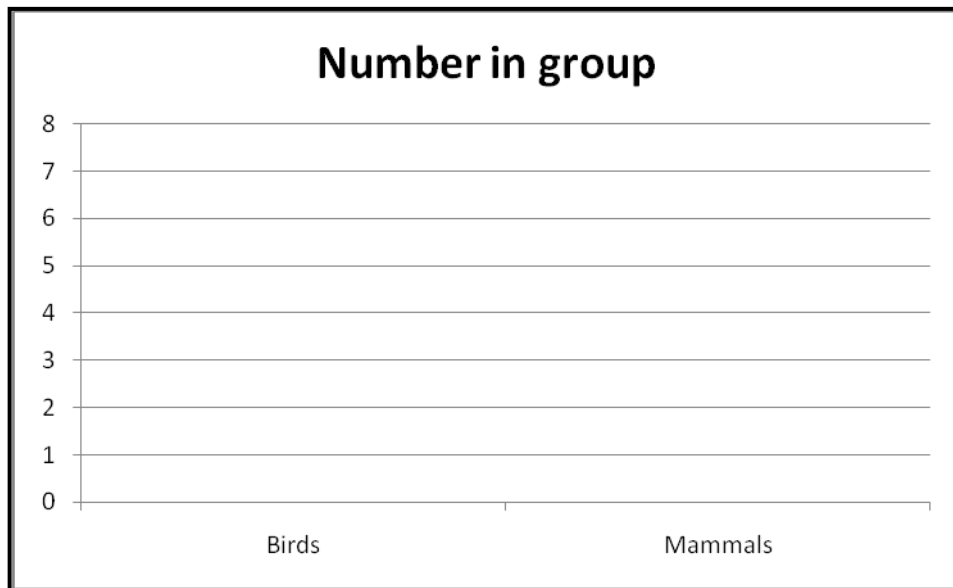
Activity 3**After the visit****THE GRAPHS:**

Let's Count: Look at your tables and write:

1-How many animals are Mammals? _____

2-How many animals are Birds? _____

Complete the graph:



Explain your research:

There are _____ mammals

There are _____ birds

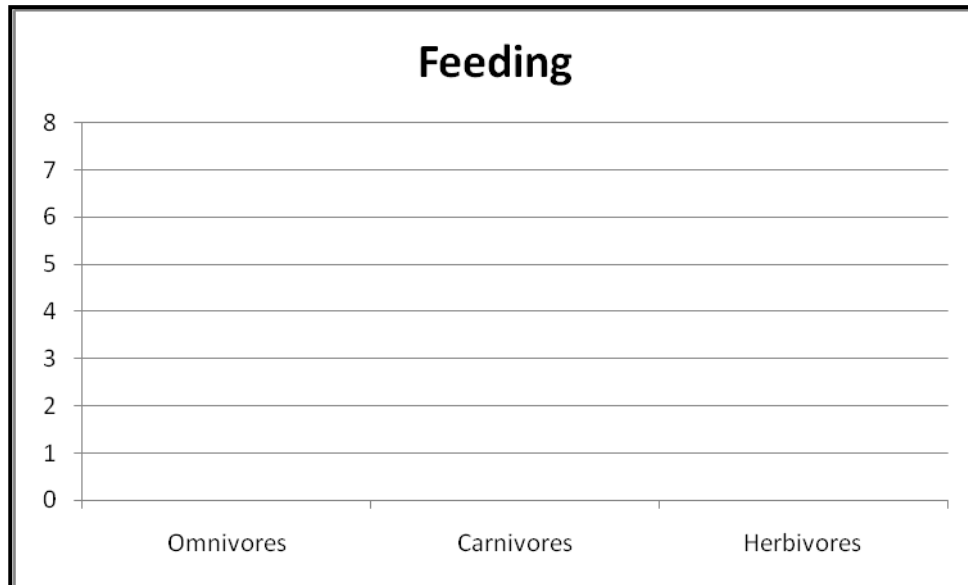
Let's Count: Look at your tables and write:

1-How many animals are Carnivores? _____

2-How many animals are Herbivores? _____

3-How many animals are Omnivores? _____

Complete the graph:



Explain your research:

There are _____ omnivores

There are _____ carnivores

There are _____ herbivores

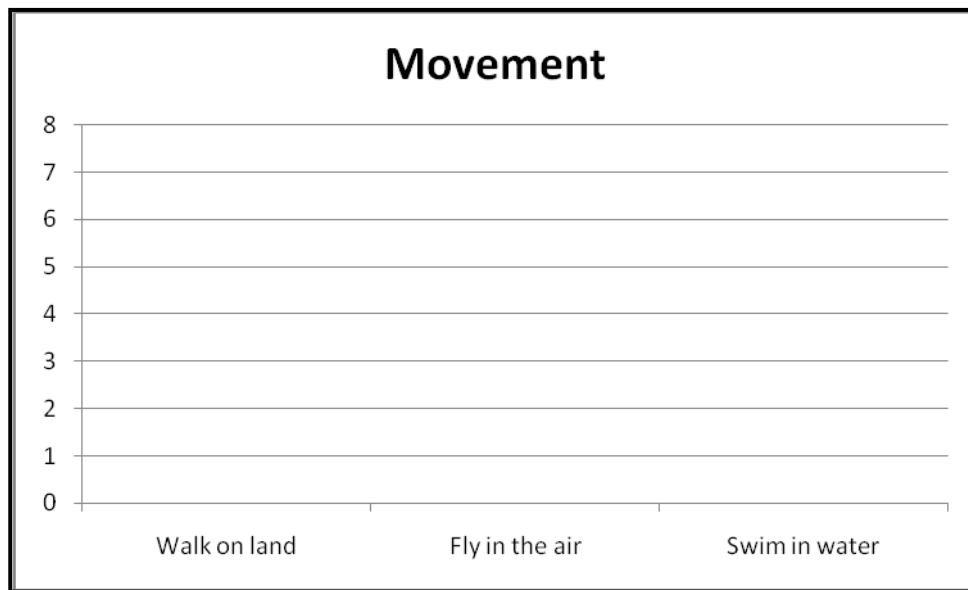
Let's Count: Look at your tables and write:

1-How many animals walk on land? _____

2-How many animals fly in the air? _____

3-How many animals swim in water? _____

Complete the graph:



Explain your research:

- (Number) _____ animals walk on land

- (Number) _____ animals fly in the air

- (Number) _____ animals swim in water













LESSON 9

Activity 1

-Have you got a pet?

-What animal have you got?

Colour all the pets:

 <p>goldfish</p>	 <p>hamster</p>	 <p>giraffe</p>
 <p>cat</p>	 <p>eagle</p>	 <p>horse</p>
 <p>tortoise</p>	 <p>canary</p>	 <p>shark</p>
 <p>dog</p>	 <p>lion</p>	 <p>elephant</p>

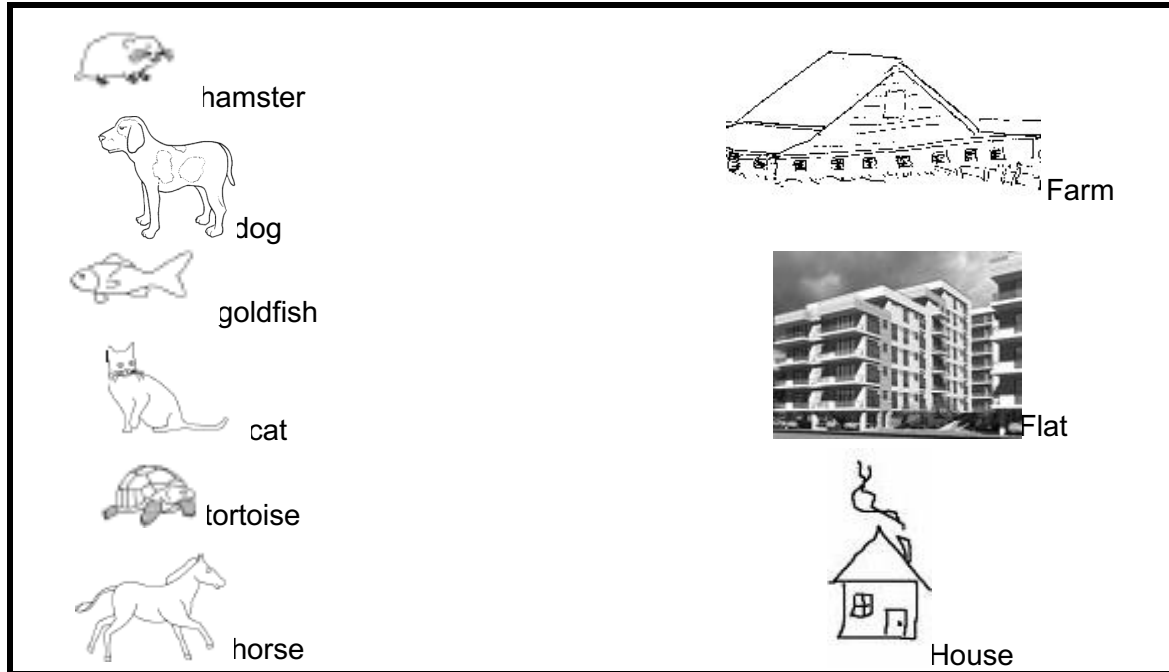
Sort the animals into two groups:

PETS	NO PETS

Activity 2**Match**

1-Animals need exercise. Choose from a **house**, a **farm** or a **flat**. What type of home will be the best for these animals? Why?

Work in pairs



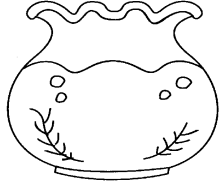



Explain your choice:

1-The _____ needs a **house**. The _____ needs a lot of room

2-The _____ needs a **flat**. The _____ doesn't need a lot of room

3- The _____ needs a **farm**. The _____ needs a lot of room and lots of exercise

2-What do pets need or like? Which pet would you draw in each place? Choose from a **cat**, **dog**, **hamster** and **goldfish**

			
swim in a bowl	run on a wheel	fetch a stick	play with string

Fill in the blanks: **hamster**, **dog**, **fish**, and **cat**

- 1- The _____ swims in a bowl
- 2- The _____ runs on a wheel
- 3- The _____ fetches a stick
- 4- The _____ plays with string


Activity 3

It Tastes Good


1-Draw the animals:



Cat




Pig




Rabbit



Dog





Cow



Horse

2-Sort the animals into 2 groups:

Write them down:

YES, I CAN EAT..... 	NO, I CAN NOT EAT..... 

Activity 4

A pet story


<http://www.storyplace.org/preschool/activities/petsonstory.asp?themeid=13>

A-On line story: The perfect Pet

Answer orally:

1-Which pets are in the story?

2-Which pet is the favourite one? Draw the pet



B-On line Activity: Pick a Pet

Can you help the boy?

Activity 5


My pet

-My pet is a.....






-Its name is.....

-It needs.....

My pet



My pet needs

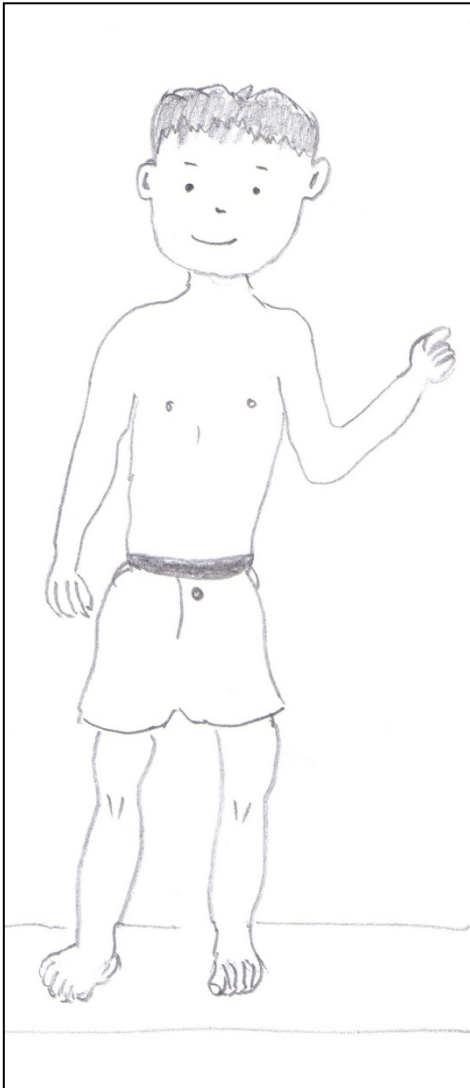


Activity 2

The body

1- Draw a line from each word to the correct part of the body.

2- Draw someone you know in the box and draw a line from each word to the correct part of the body.



HEAD

NECK

TRUNK


TUMMY

ARMS

HANDS

LEGS

FEET



Activity 3**The face**

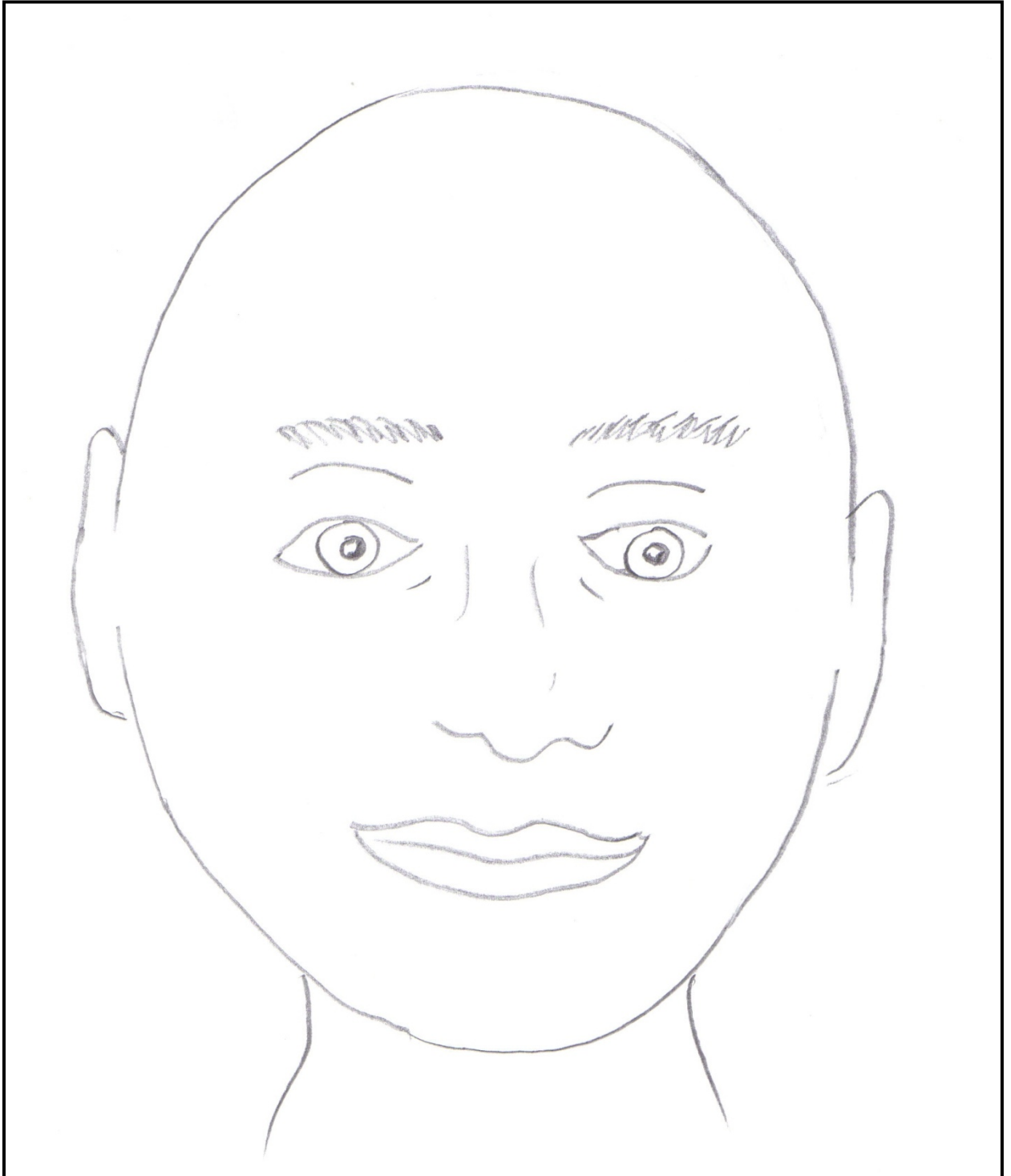
1-Can you find 6 differences between these two girls? Put a cross (×) by each difference.

**DATA TABLE**

-Which parts did you cross?

BODY PARTS	YES	NO
EYEBROWS		
LEGS		
EYES		
MOUTH		
TRUNK		
HAIR		
NOSE		
EARS		

2- Change the look of the face. Finish it



Circle the correct answer:

BOY OR GIRL

Activity 4**Height****DATA TABLE**

-How tall are you?

NAME	HEIGHT
	1m and.....cm tall
	1m and.....cm tall
	1m and.....cm tall
	1m and.....cm tall
	1m and.....cm tall

Activity5

Shoe Size

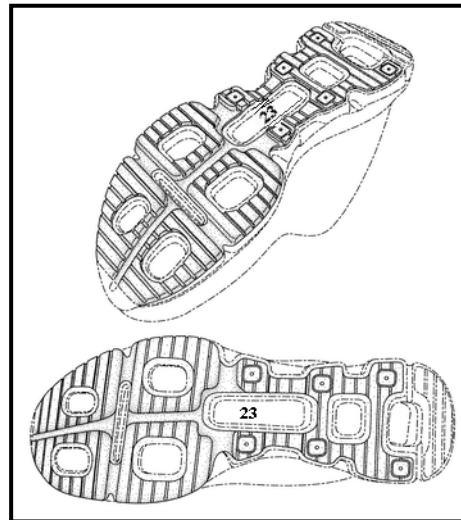
DATA TABLE

-Take out your shoe and look at the number on the sole.

-Which number have you got?

My shoe size number is.....

Shoe size	How many children?
25	
26	
27	
28	
29	
30	




Shoe size

PICTOGRAM

CLASSROOM SHOE SIZES

Size 25									
Size 26									
Size 27									
Size 28									
Size 29									
Size 30									



Activity6. Hand span

-How long is your hand span?



Hand span

My hand span is.....cm long

NAME	HAND SPAN
cm long
cm long
cm long
cm long
cm long

-Write your group's name in order

Longest hand span _____

1-

2-

3-

4-

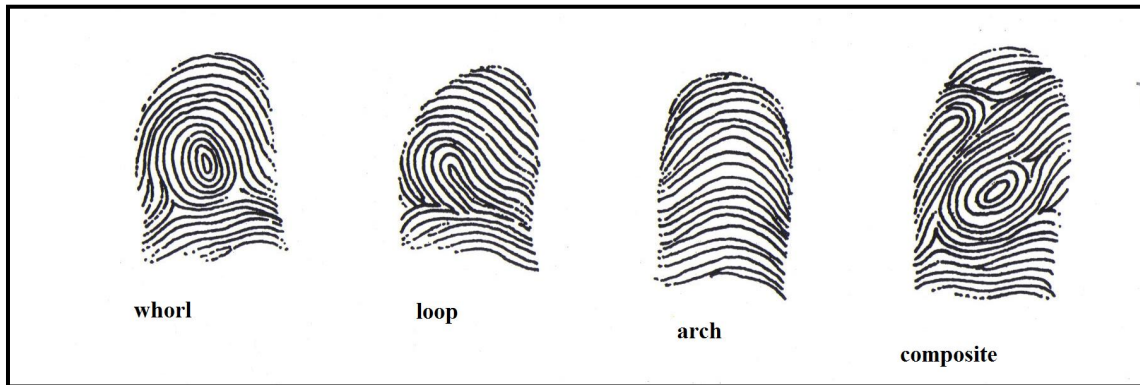
5-

Shortest hand span _____

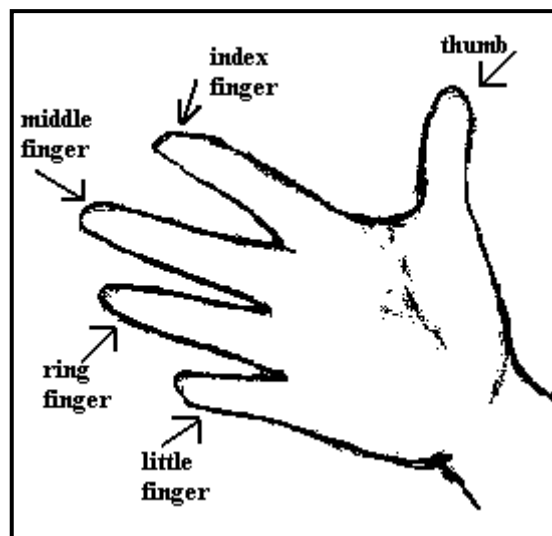
Activity 7

Fingerprints

-Find out what sort of fingerprints you have. Look at the patterns:




-Look at your hand. Each finger has got a name:



-Roll each finger from one side to the other, first on the ink pad and then on the paper.

-Start with your right hand and finish with your left hand.



RIGHT HAND

FINGERPRINT RECORD CHART				
THUMB	INDEX F.	MIDDLE F.	RING F.	LITTLE F.

LEFT HAND

FINGERPRINT RECORD CHART				
THUMB	INDEX F.	MIDDLE F.	RING F.	LITTLE F.

1-Do all your fingers have the same print? YES

NO

2-Work with your partner. Compare the fingerprints and explain:

The fingerprints are:

-all different

-all the same


LESSON 2**Activity1****Movement**

1-Which parts of the body did you move?

	YES	NO
ARMS		
HANDS		
FEET		
EYES		
NOSE		
MOUTH		
LEGS		

-Draw two exercises and write the names underneath






Being active/being inactive

-Draw two things you like doing

BEING INACTIVE



I like.....

BEING ACTIVE



I like.....

Activity2.**DATA TABLES**

A) SKIPPING

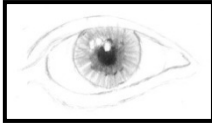
NAME	SKIPS IN 20 SECONDS

B) BOUNCING





NAME	BOUNCES IN 20 SECONDS

C) RUNNING

NAME	HOW LONG TO RUN 100 METRES

LESSON 3**Activity 1****Sight**


- Do you need your eyes for..... ?

	YES	NO
 Watching TV		
 Reading a book		
 Riding a bike		
 Listening to music		

Work with your partner

-Do you know how blind people can read?

-Which body part do they use?



Body part

-Which sense do they use?

Hearing-sight-touch-smell-taste

Activity 2



Hearing. What did we hear?

WHISTLE

BALL

BALLOON

PAPER

CLOCK

CHALK

CLAP

STAMP

OPEN/CLOSE THE DOOR


SWITCH ON/OFF THE LIGHTS

Activity 3**Taste**


-Tick the correct answers:

	Sweet	Salty	Sour	Bitter
Honey				
Olives				
Sweets				
Lemon				
Chocolate				
Almonds				
Kiwi fruit				


-Draw some food in each box.




SWEET



SALTY




SOUR



BITTER

Activity 4



Touch

-Match each object with their qualities:



balloons

SMOOTH



coin

SOFT



kiwi

HARD



mug

ROUGH



teddy



credit cards

Feeling

-Can you guess what these things feel like before touching them?

	SOFT	HARD	SMOOTH	ROUGH
Sponge				
Apple				
Rubber				
Mirror				
Sandpaper				

-Now Check it. Circle the correct answers and cross the wrong ones in the table

-Describe the objects:

The sponge is.....

The apple is.....

The rubber is.....

The mirror is.....

The sandpaper is.....

Activity 5



Smell

-Which smell did you like? Which you didn't? Draw them


LIKE	DON'T LIKE

Activity 6

Five Senses



Which sense do you think? Write the senses below the children.



-Match:

- 1- We use the eyes to.....
- 2- We use the nose to.....
- 3- We use the ears to.....
- 4- We use the tongue to.....
- 5- We use the skin to.....


- HEAR
- SEE
- TOUCH
- SMELL
- TASTE

LESSON 4


Activity 3

Get some rest


-What is she doing?



10.00 PM




8.00 AM



What time do you go to sleep?

I go to sleep at.....



What time do you get up?

I get up at.....

-Tick the times in the table:

8:00	9:00	10:00	11:00	12:00	1:00	2:00	3:00	4:00	5:00	6:00	7:00	8:00
------	------	-------	-------	-------	------	------	------	------	------	------	------	------

- How many hours do you sleep?

I sleep.....hours every day

Activity 4**Sleeping animals**

-Who sleeps more? Play the game

Write + for more and – for less

	My prediction	Check
Lion		
Adult		
Chimpanzee		
Pig		
Koala		
Cat		
Mouse		
Elephant		
Sloth		
Giraffe		

-After watching the film, sort the animals into two groups:

More sleep than a child	Less sleep than a child